

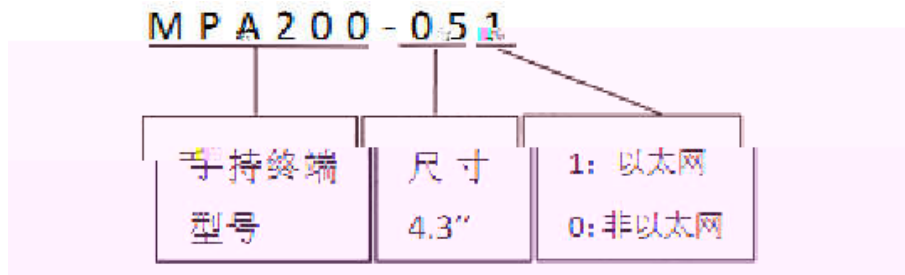
MEGMEET

PLC


.....	1
.....	3
.....	5
.....	5
.....	5
.....	6
.....	7
.....	7
.....	8
.....	10
.....	12
.....	12
.....	13
.....	13
.....	14
.....	15
.....	16
.....	17
.....	18
.....	19
.....	20
.....	21
.....	22

1

1.1



1.2

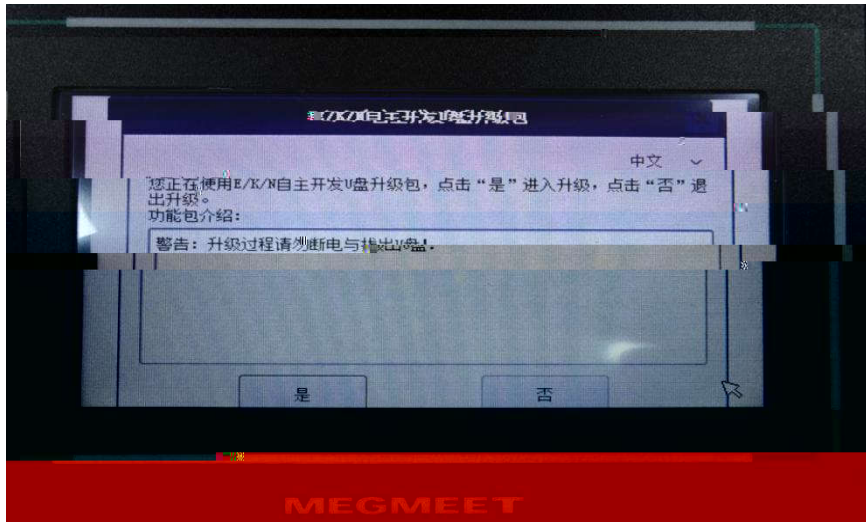


1.3




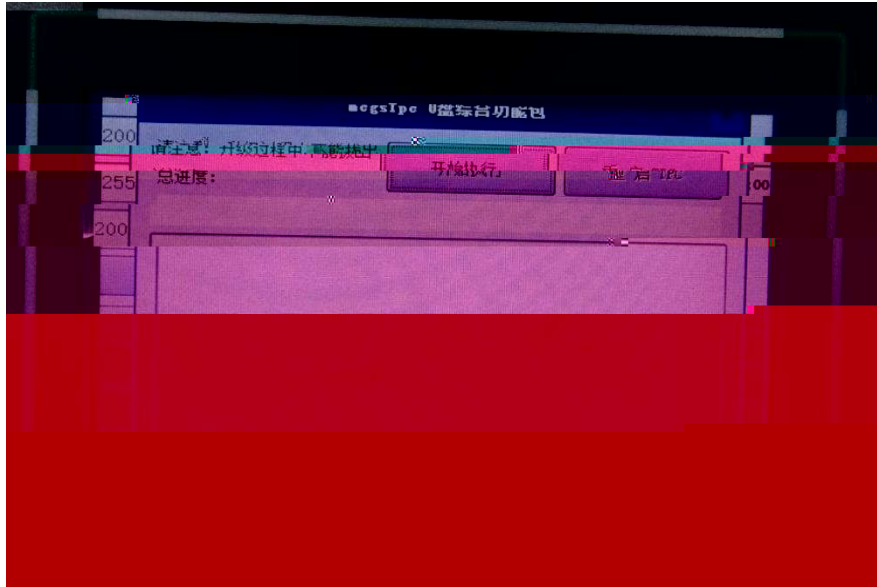
2

2.1 U





2.2



应用程序升级



文件名	修改日期
Handheld_Box_V1.0.1_App.tar	2025/11/28
MC5001EE_FIRMWARE_V1096(20250901)_	2025/11/4
MPCreator REF-20251128.zip	2025/11/28
MA280 323201A (U) FV1.0 to upgrade	2025/10/1
MA200 323201A (U) FV1.0 to upgrade	2025/10/2
MA100 323201A (U) FV1.0 to upgrade	2025/10/2

选择文件: Handheld_Box_V1.0.1_App.tar

升级

3

3.1



3.2 PLC

3.2.1



3.2.2 PLC



3.3

MEGMEET 未联机 13:37:34 操作员

序号	程序名	剩余次数	修 ^
1	MU100_TEST(MU100_4040BTA)	100	2025_1
2	MU320简单测试程序(MU320_2328BA)	99	2025_1
3	测试程序(MC5001EB)	96	2025_1
4	MC5001EB_Expand(MC5001EB)	31	2025_1

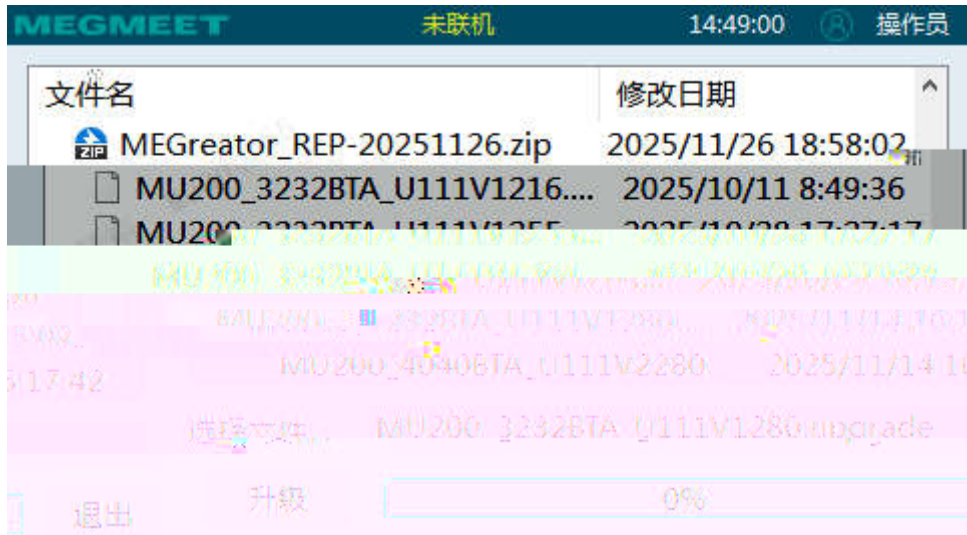
选择程序:

下载 删除 退出

3.4



3.5



3.6

The screenshot displays the MEGMEET interface with a dark teal header. The header contains the text "MEGMEET" on the left, "未联机" (Offline) in the center, and "14:17:12" and "操作员" (Operator) on the right. Below the header, there is a form titled "操作终端IP" (Operation Terminal IP). The form contains three input fields: "IP地址" (IP Address) with the value "192.168.1.22", "子网掩码" (Subnet Mask) with the value "255.255.255.0", and "网关" (Gateway) with the value "192.168.1.1". A "设置" (Settings) button is located below the input fields. In the bottom right corner of the interface, there is a "退出" (Exit) button.

操作终端IP	
IP地址	192.168.1.22
子网掩码	255.255.255.0
网关	192.168.1.1

设置

退出

3.7



3.8



序号	运行记录	时间
1	启动操作终端!!!	2025-12-02 10:3...
2	退出操作终端!!!	2025-12-02 10:2...
3	启动操作终端!!!	2025-12-02 10:0...
4	退出操作终端!!!	2025-11-27 20:3...
5	启动操作终端!!!	2025-11-27 19:2...

清空 退出

3.9



3.10

