

# MEGMEET

---

**PLC**

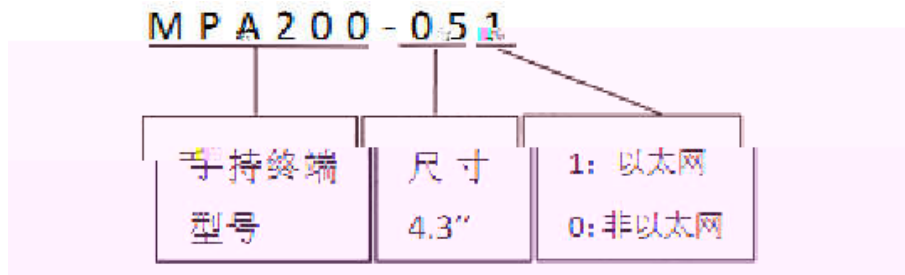





.....	<b>1</b>
.....	<b>3</b>
.....	<b>5</b>
.....	<b>5</b>
.....	<b>5</b>
.....	<b>6</b>
.....	<b>7</b>
.....	<b>7</b>
.....	<b>8</b>
.....	<b>10</b>
.....	<b>12</b>
.....	<b>12</b>
.....	<b>13</b>
.....	<b>13</b>
.....	<b>14</b>
.....	<b>15</b>
.....	<b>16</b>
.....	<b>17</b>
.....	<b>18</b>
.....	<b>19</b>
.....	<b>20</b>
.....	<b>21</b>
.....	<b>22</b>

# 1

## 1.1



## 1.2

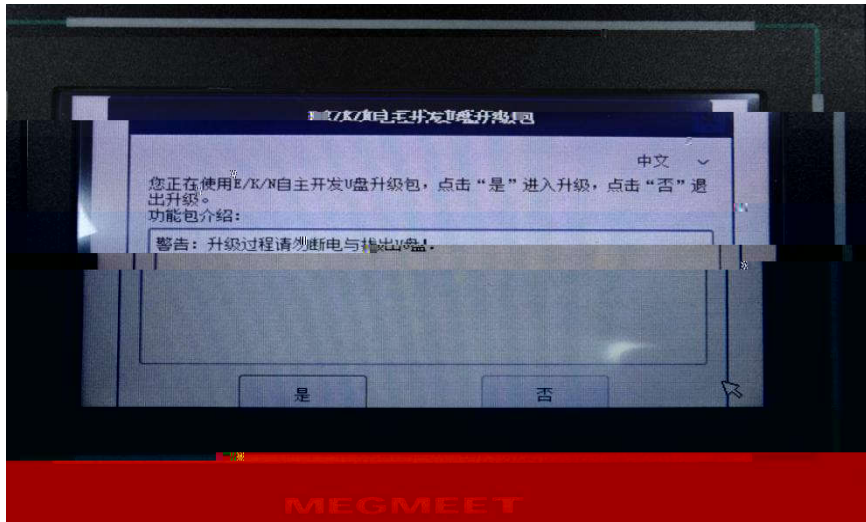


### 1.3



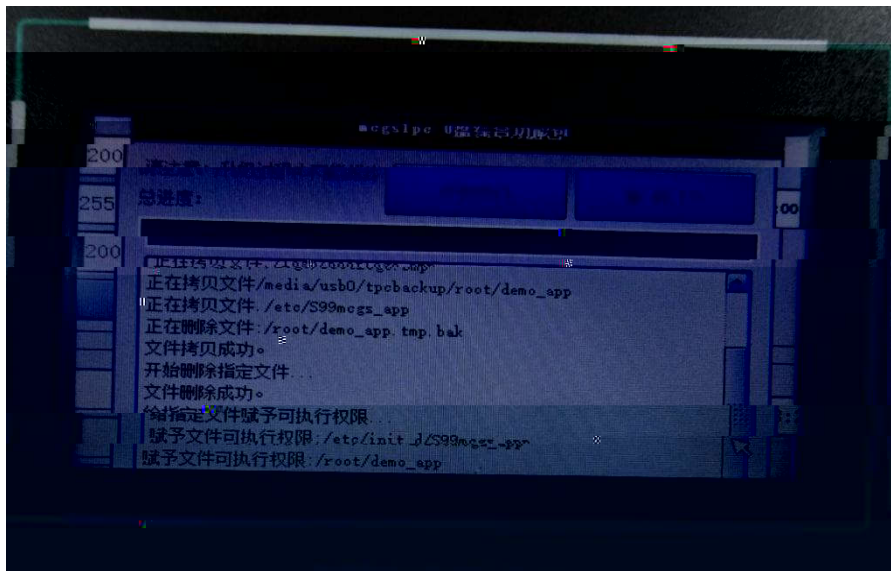
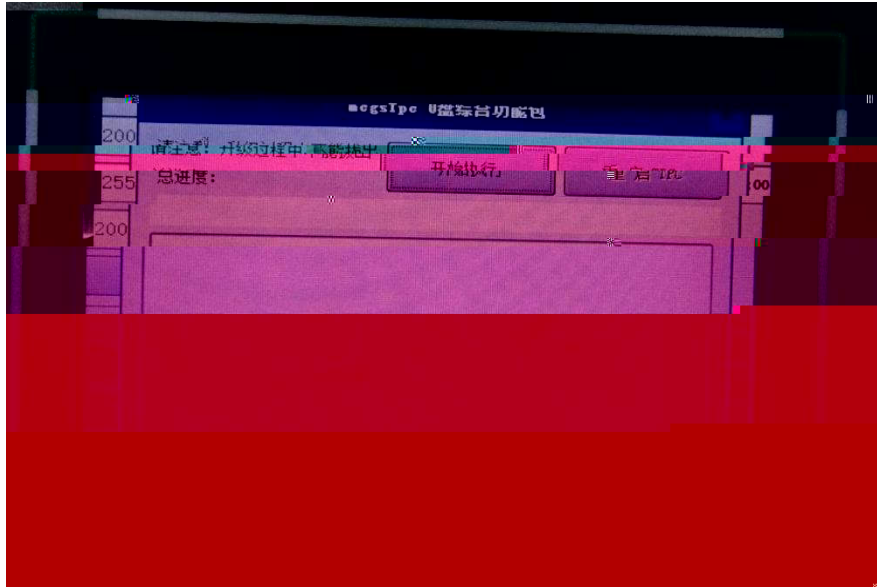
## 2

### 2.1 U

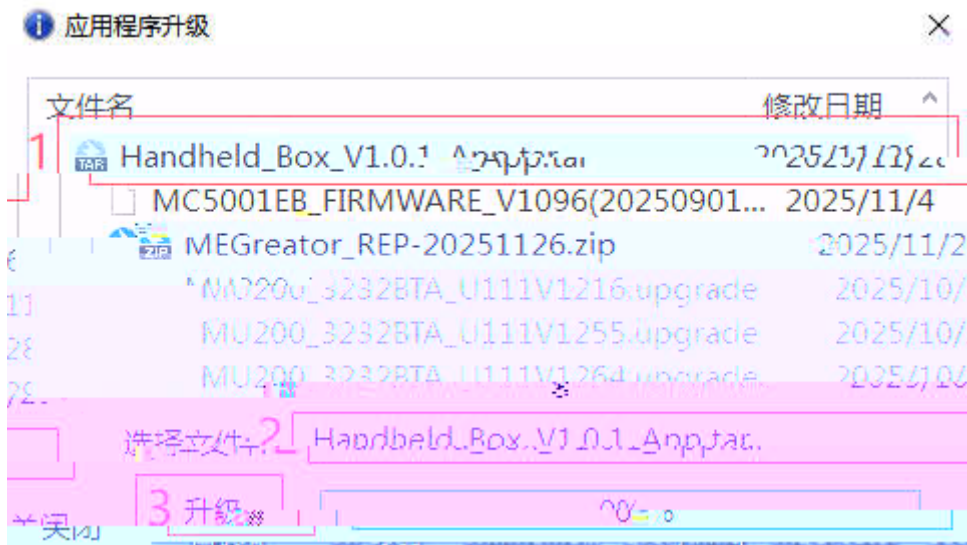




2.2







# 3

## 3.1



## 3.2 PLC

### 3.2.1



### 3.2.2 PLC



### 3.3

The screenshot shows the MEGMEET software interface. At the top, it displays 'MEGMEET', '未联机' (Not Connected), and the time '13:37:54'. Below this is a table with four columns: '序号' (Serial Number), '程序名' (Program Name), '剩余次数' (Remaining Count), and '修' (Repair/Status). The table contains four rows of data. Below the table, there is a '选择程序:' (Select Program) label, a text input field, and three buttons: '下载' (Download), '删除' (Delete), and '退出' (Exit).

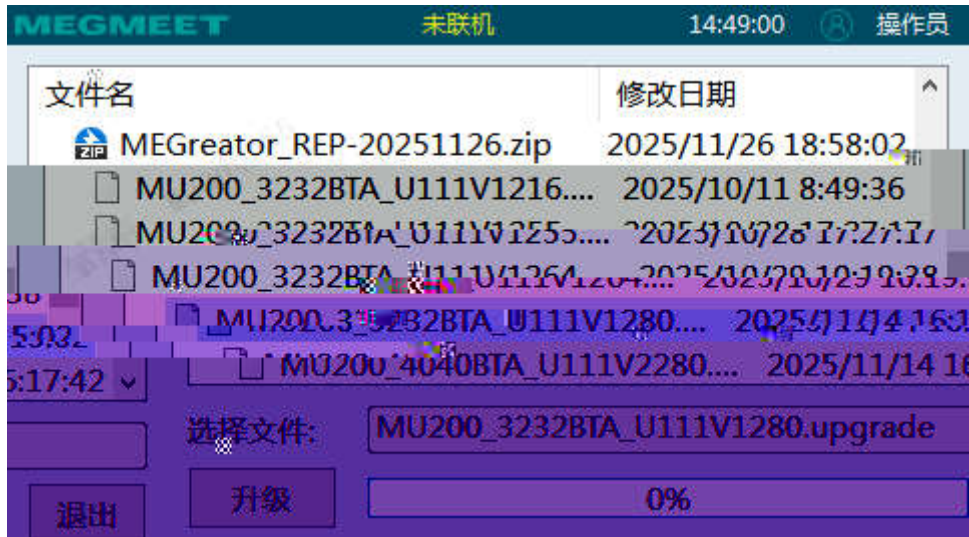
序号	程序名	剩余次数	修
1	MU100_TEST(MU100_4040BTA)	100	2025_1
2	MU320简单测试程序(MU320_24728BA)	99	2025_1
3	测试程序(MC5001EB)	96	2025_1
4	MC5001EB_Expand(MC5001EB)	31	2025_1

选择程序:

### 3.4



### 3.5



### 3.6

The screenshot shows a software interface with a dark teal header bar. The header contains the text "MEGMEET" on the left, "未联机" (Offline) in the center, and "14:17:12" and "操作员" (Operator) on the right. Below the header, there is a light blue area with the title "操作终端IP" (Operation Terminal IP). Underneath this title, there are three input fields: "IP地址" (IP Address) with the value "192.168.1.22", "子网掩码" (Subnet Mask) with the value "255.255.255.0", and "网关" (Gateway) with the value "192.168.1.1". A "设置" (Settings) button is located below the input fields. In the bottom right corner of the interface, there is a "退出" (Exit) button.

Field	Value
IP地址	192.168.1.22
子网掩码	255.255.255.0
网关	192.168.1.1

### 3.7



### 3.8

序号	运行记录	时间
1	启动操作终端!!!	2025-12-02 10:3...
2	退出操作终端!!!	2025-12-02 10:2...
3	启动操作终端!!!	2025-12-02 10:0...
4	退出操作终端!!!	2025-11-27 20:3...
5	启动操作终端!!!	2025-11-27 19:2...

清空 退出

### 3.9



### 3.10

